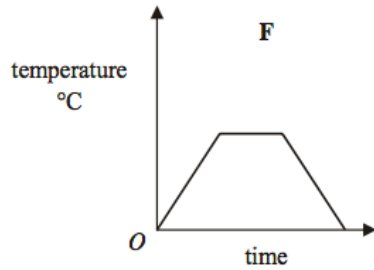
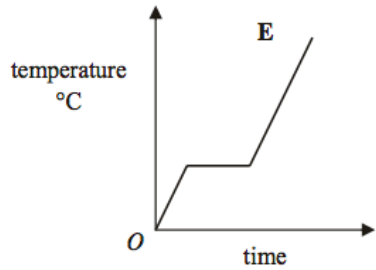
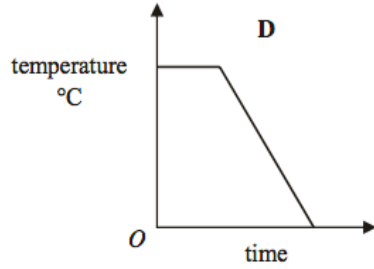
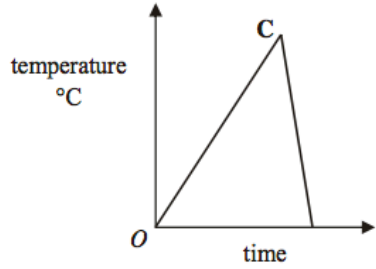
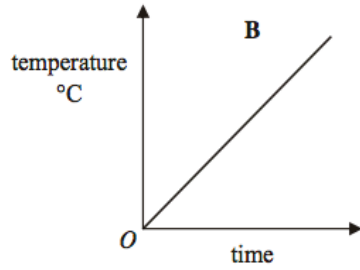
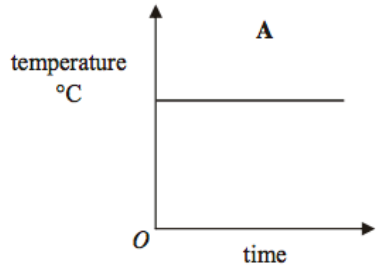


Here are six temperature/time graphs.



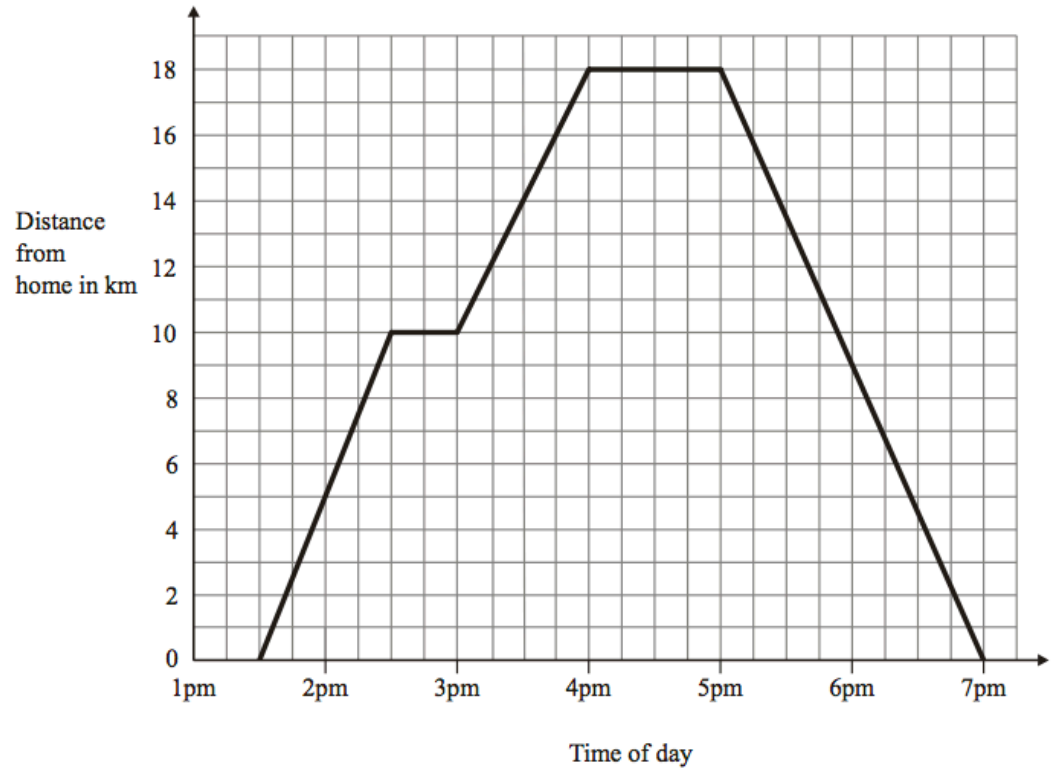
Each sentence in the table describes one of the graphs.  
Write the letter of the correct graph next to each sentence.

The first one has been done for you.

The temperature starts at 0°C and keeps rising.	<b>B</b>
The temperature stays the same for a time and then falls.	
The temperature rises and then falls quickly.	
The temperature is always the same.	
The temperature rises, stays the same for a time and then falls.	
The temperature rises, stays the same for a time and then rises again.	

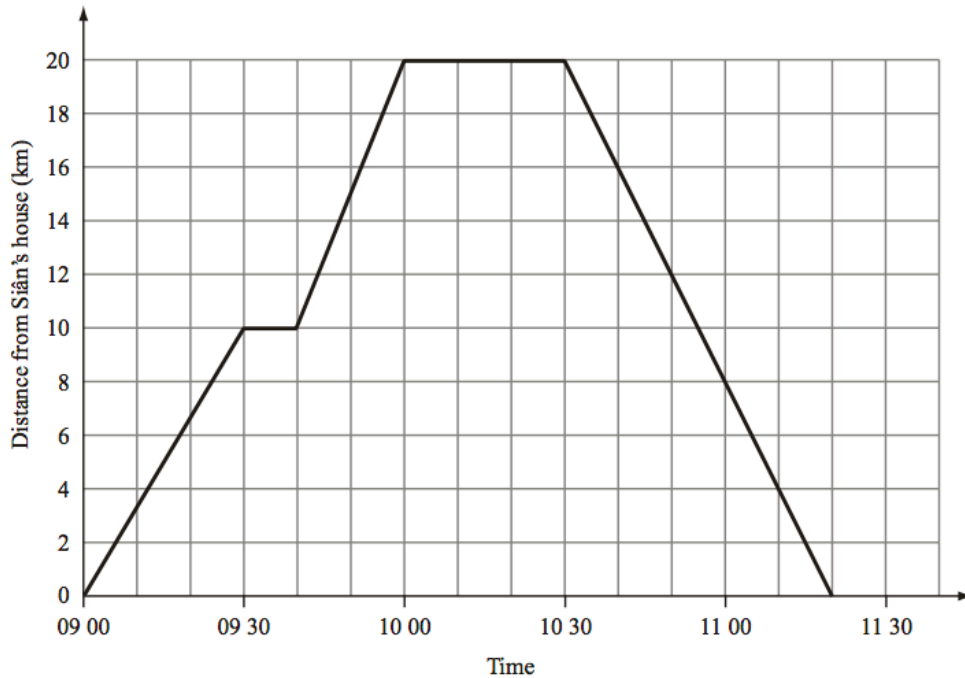
NAME: \_\_\_\_\_ PERIOD: \_\_\_ 2/26/19

Pete left home at 1:30 pm and went to visit some friends at different locations.  
The graph below shows Pete's journey.



- How far did Pete travel during phase 1?  
\_\_\_\_\_
- How many phases were there in Pete's journey?  
\_\_\_\_\_
- During what exact times was Pete visiting with friends?  
\_\_\_\_\_  
\_\_\_\_\_  
\_\_\_\_\_
- Is Distance a function of Time or is Time a function of Distance?  
\_\_\_\_\_ is a function of \_\_\_\_\_.

Here is a travel graph of Siân's journey from her house to the library and back to her house.

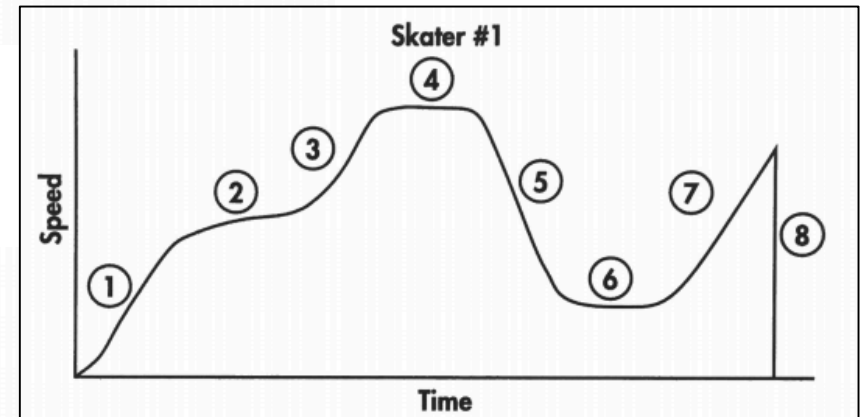


	Time (Start)	Time (End)	Distance Traveled
Phase 1			
Phase 2			
Phase 3			
Phase 4			
Phase 5			

A sequence of events for skater #1 is provided under the graph, but the events are not in the correct order. Match the letter of the event with the position number on the graph to sequence the story of skater #1 correctly.

*Directions: Write the number of of the phase that matches the story below on the line provided.*

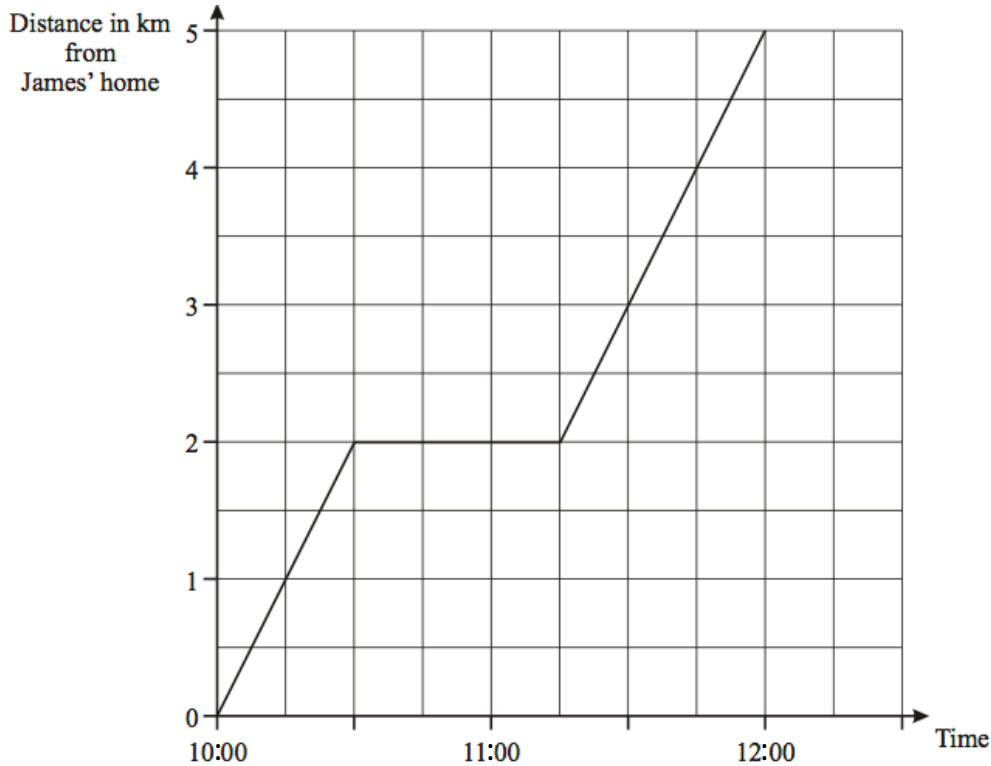
- \_\_\_\_\_ A. Skater #1 skated at a slow, steady speed as he talked with a friend.
- \_\_\_\_\_ B. Skater #1 accelerated to a medium speed.
- \_\_\_\_\_ C. Skater #1 fell down.
- \_\_\_\_\_ D. Skater #1 skated at a steady, fast speed.
- \_\_\_\_\_ E. Skater #1 slowed from a fast speed when he saw a friend trying to catch up to him.
- \_\_\_\_\_ F. Skater #1 skated at a steady, medium speed.
- \_\_\_\_\_ G. Skater #1 quickened his pace after his friend left him.
- \_\_\_\_\_ H. After skating at a medium speed, skater #1 quickened his speed as he went down hill.



NAME: \_\_\_\_\_ PERIOD: \_\_\_\_ 2/26/19

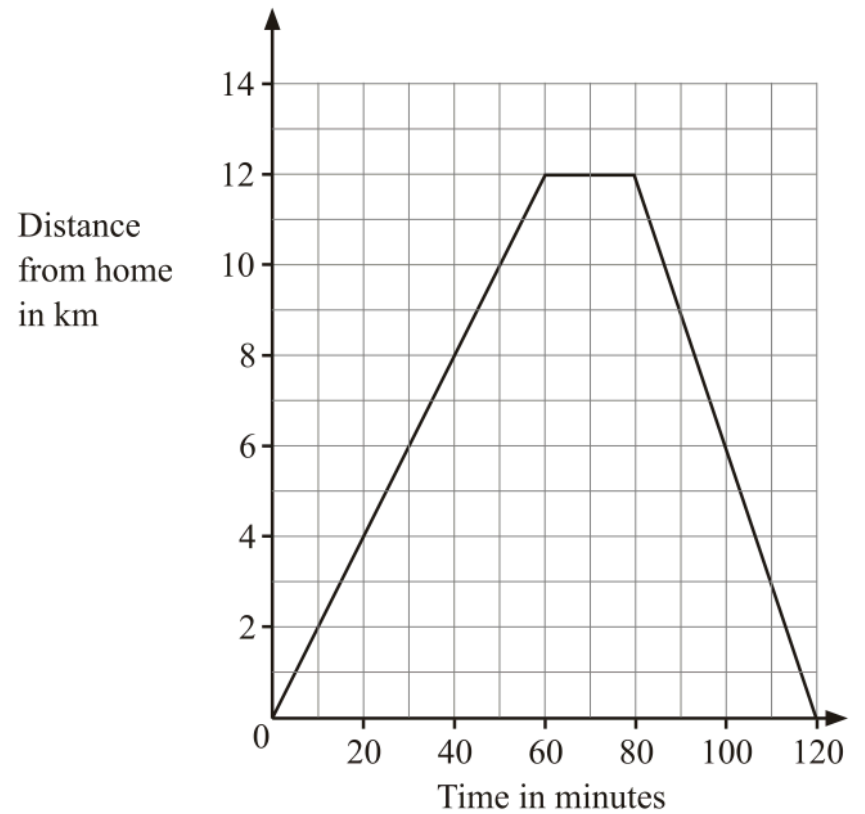
James left home at 10:00 am.  
He walked to the swimming pool.  
On the way to the swimming pool he stopped to talk to a friend.

Here is the distance-time graph for his complete journey.



- How many minutes did James talk with his friend?  
\_\_\_\_\_
- How far did James walk to get to the pool?  
\_\_\_\_\_
- What was James rate of speed during times when he was walking (not during the stop to visit with his friend)?  
\_\_\_\_\_

Margaret went on a cycle ride.  
The travel graph shows Margaret's distance from home on this cycle ride.



- Describe what Margaret did during her cycle ride from beginning to end. Make sure to describe all information such as distance, time, speed of travel, etc.

---

---

---

---

---

---


---

---

For each, determine an equation that represents the situation. Complete the table and sketch the graph.

- a. Find the area of a square with side length  $s$ .


Side, $s$	1	2	3	4
Area, $A$				



Side,  $s$

- b. Find the amount earned for working  $h$  hours at \$3 per hour.


Hour, $h$	1	2	3	4
Amount, $A$				



Hour,  $h$

- c. You start with \$20 in a savings account. Find the amount left in the account when you withdraw \$2 each day  $d$ .


Day, $d$	1	2	3	4
Amount, $A$				



Day,  $d$

- d. You start with \$10 in a savings account. Find the amount in the account when you deposit \$2 each day  $d$ .

Day, $d$	1	2	3	4
Amount, $A$				



Day,  $d$

The graph of a function is a straight line that goes through the points  $(3, 2)$ ,  $(5, 8)$ , and  $(8, y)$ . What is the value of  $y$ ? How do you know?

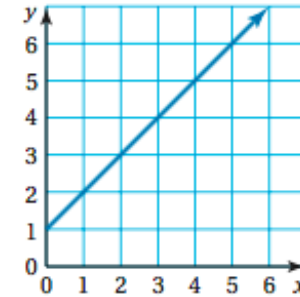
$y = \underline{\hspace{2cm}}$  because:

---

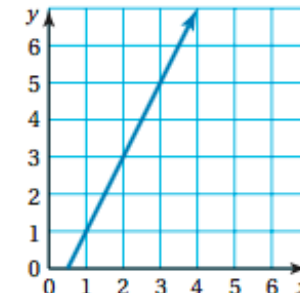


---

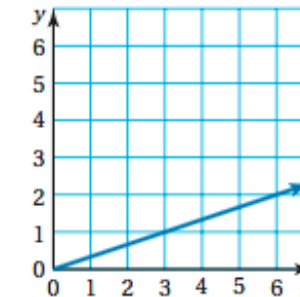
→ Draw an arrow matching each equation to the correct function graph.



A.  $y = \frac{x}{3}$



B.  $y = x + 1$



C.  $y = 2x - 1$