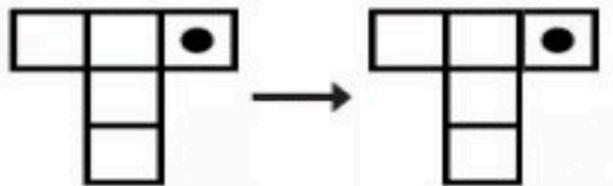
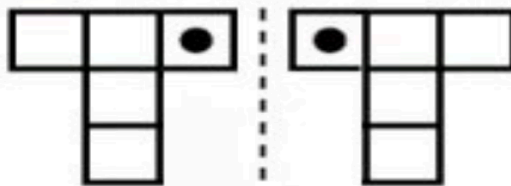


Building vocabulary: Describe two characteristics about each phrase. Ex.) How did each one change?



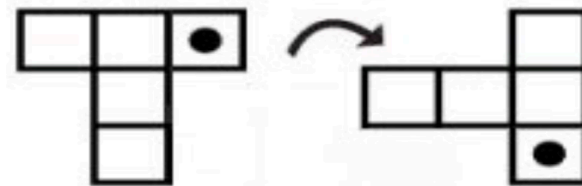
Translation

- Ex.) Figure slid to the right
- Ex.) Figure did not change



Reflection

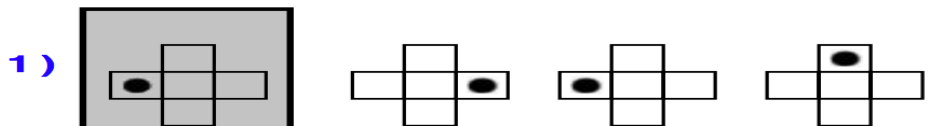
- Ex.) Figure reflected over line
- _____

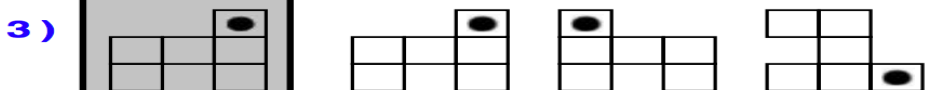


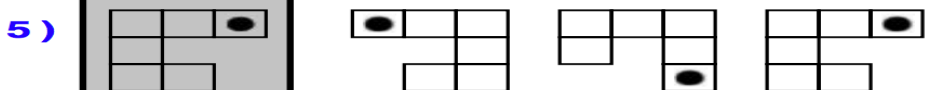
Rotation

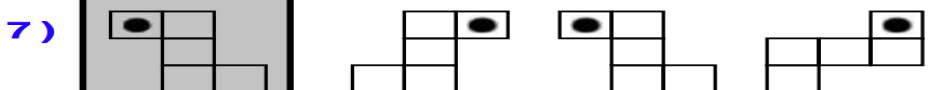
- _____
- _____

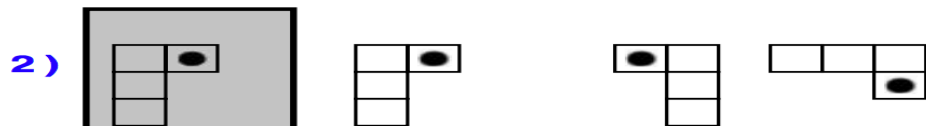
Part 1: Write the type of transformation shown on each line below (TRANSLATION, REFLECTION, OR ROTATION)

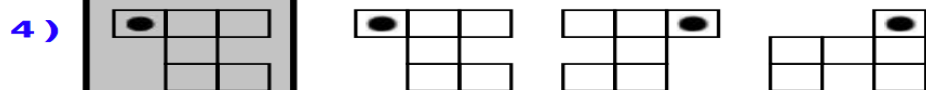











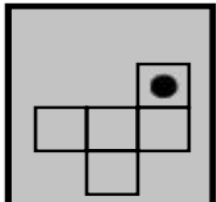




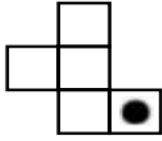


Part 2: Look at the figure in grey box. Determine if each new labeled figure below is true or false. (TRANSLATION, REFLECTION, OR ROTATION). If it is True, do not write anything on the line. If it is False, write the correct word on the line.

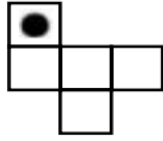
1)



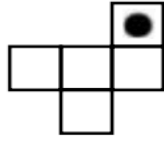
Rotation



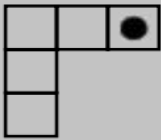
Translation



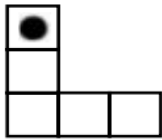
Reflection



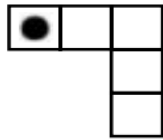
3)



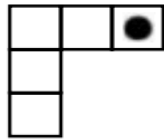
Translation



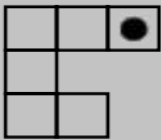
Rotation



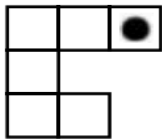
Reflection



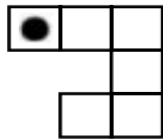
5)



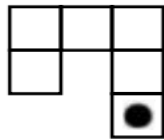
Reflection



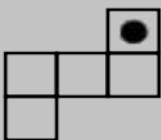
Translation



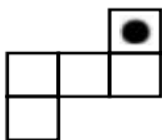
Rotation



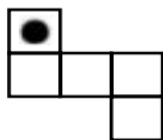
7)



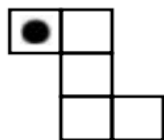
Rotation



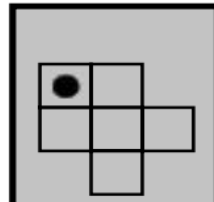
Reflection



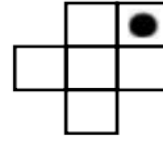
Translation



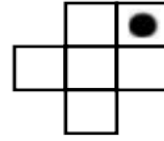
2)



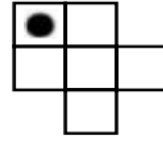
Rotation



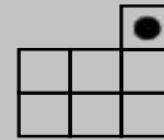
Translation



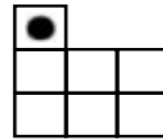
Reflection



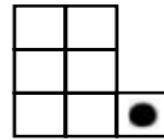
4)



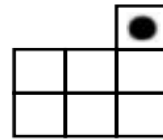
Rotation



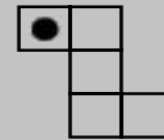
Translation



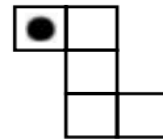
Reflection



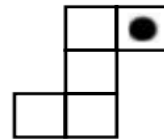
6)



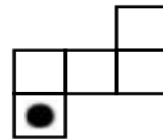
Rotation




Reflection



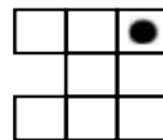
Translation



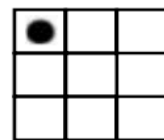
8)



Rotation



Translation



Reflection

