DILATIONS enlarge or reduce the size of a figure. We can manipulate ordered pairs based on the dilation given.
DILATIONS greater than 1 will make a figure larger, while dilations less than one will make a figure smaller.

NAME_____
PERIOD _____
12.19.13 Assignment

Independent Practice

Identify the points given on a coordinate plane.

1. Write ordered pairs for the each point shown.
2. Apply the factor of the dilation to the ordered pairs.
3. Identify and plot the new points, then sketch the figure.

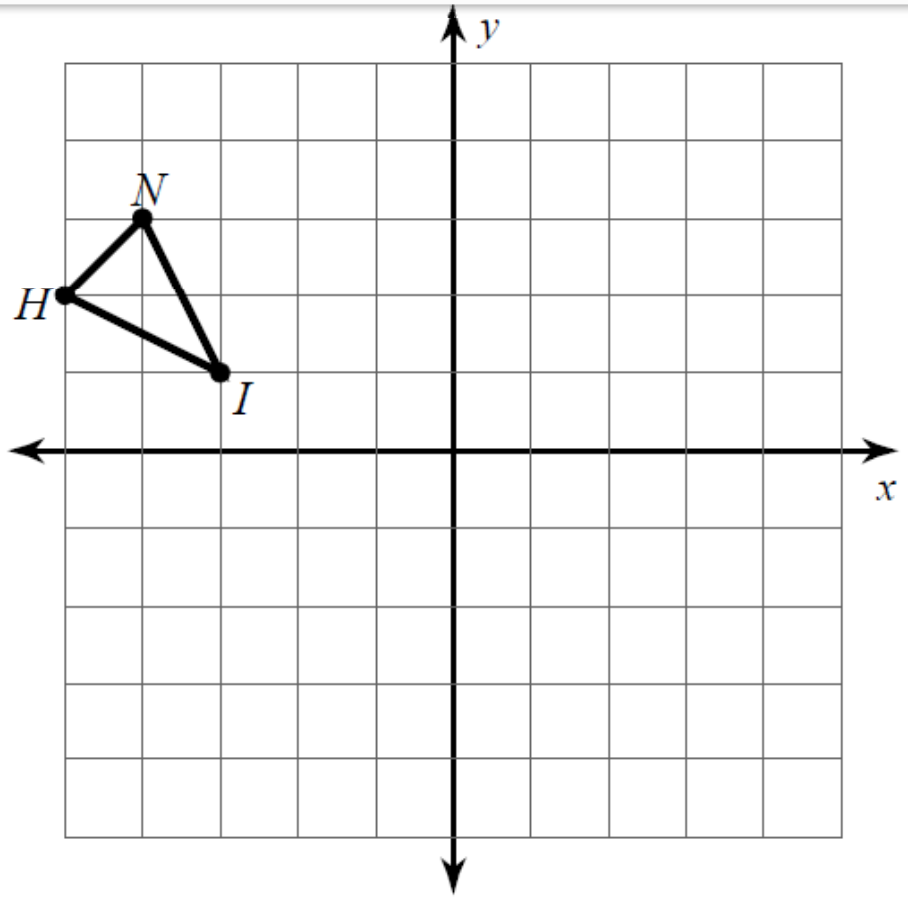

DILATION OF 0.5

ORIGINAL FIGURE		NEW FIGURE
N (,)	→	N' (,)
H (,)		H' (,)
I (,)		I' (,)

Because the dilation is _____ than 1, our new image will be _____ than the original, in this case _____ the size of the original.

DILATIONS enlarge or reduce the size of a figure. We can manipulate ordered pairs based on the dilation given.
DILATIONS greater than 1 will make a figure larger, while dilations less than one will make a figure smaller.

NAME_____
PERIOD _____
12.19.13 Assignment

Independent Practice

Identify the points given on a coordinate plane.

1. Write ordered pairs for the each point shown.
2. Apply the factor of the dilation to the ordered pairs.
3. Identify and plot the new points, then sketch the figure.

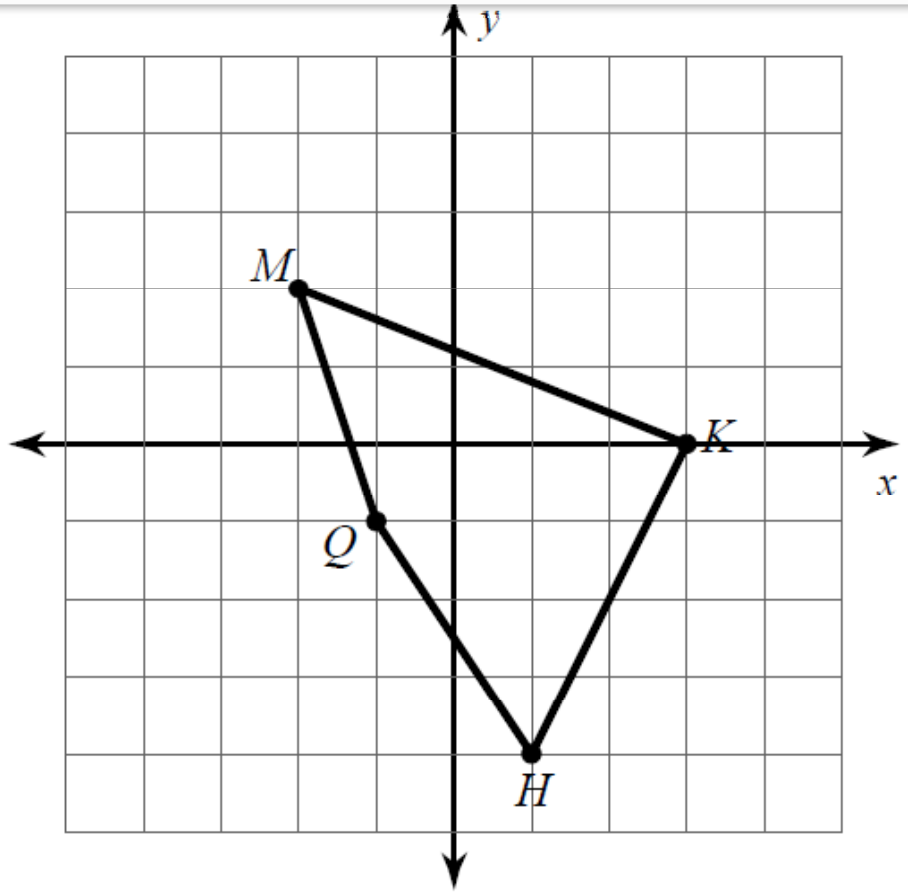

DILATION OF 0.5

ORIGINAL FIGURE	NEW FIGURE
M (,)	M' (,)
K (,)	K' (,)
H (,)	H' (,)
Q (,)	Q' (,)

Because the dilation is _____ than 1, our new image will be _____ than the original, in this case _____ the size of the original.

DILATIONS enlarge or reduce the size of a figure. We can manipulate ordered pairs based on the dilation given.
DILATIONS greater than 1 will make a figure larger, while dilations less than one will make a figure smaller.

NAME_____
PERIOD _____
12.19.13 Assignment

Independent Practice

Identify the points given on a coordinate plane.

1. Write ordered pairs for the each point shown.
2. Apply the factor of the dilation to the ordered pairs.
3. Identify and plot the new points, then sketch the figure.

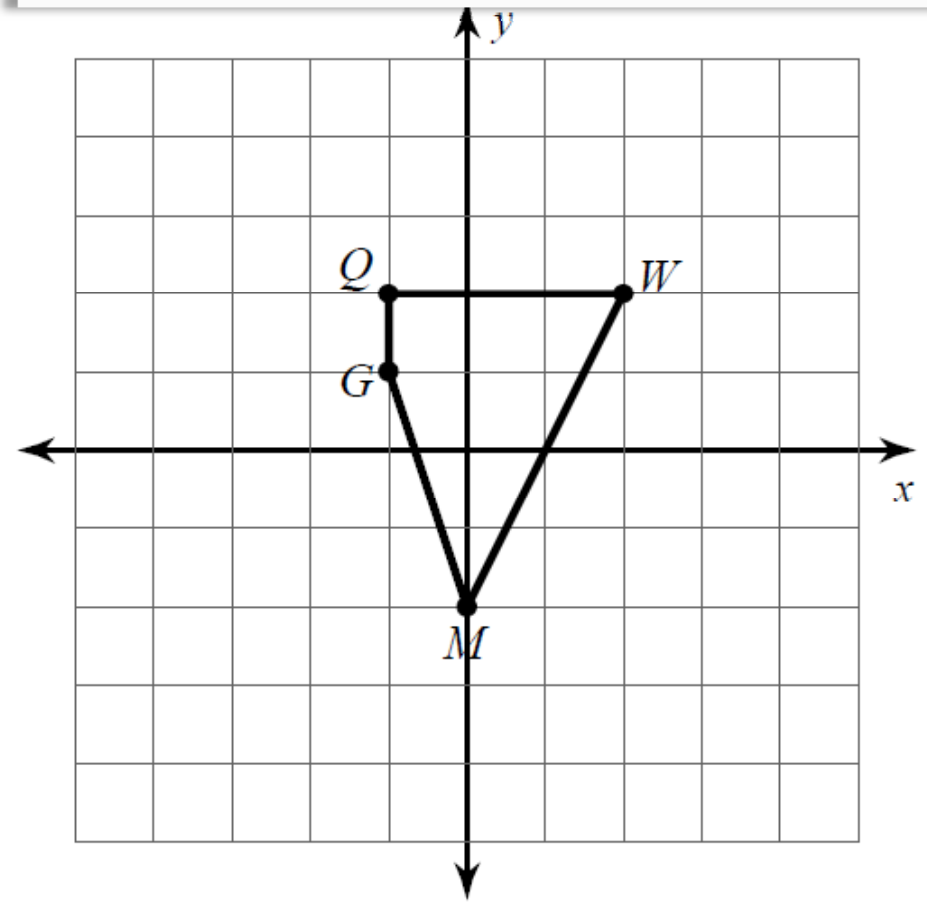

DILATION OF 0.5

ORIGINAL FIGURE	NEW FIGURE
Q (,)	Q' (,)
W (,)	W' (,)
M (,)	M' (,)
G (,)	G' (,)

Because the dilation is _____ than 1, our new image will be _____ than the original, in this case _____ the size of the original.

DILATIONS enlarge or reduce the size of a figure. We can manipulate ordered pairs based on the dilation given.
DILATIONS greater than 1 will make a figure larger, while dilations less than one will make a figure smaller.

NAME_____
PERIOD _____
12.19.13 Assignment

Independent Practice

Identify the points given on a coordinate plane.

1. Write ordered pairs for the each point shown.
2. Apply the factor of the dilation to the ordered pairs.
3. Identify and plot the new points, then sketch the figure.

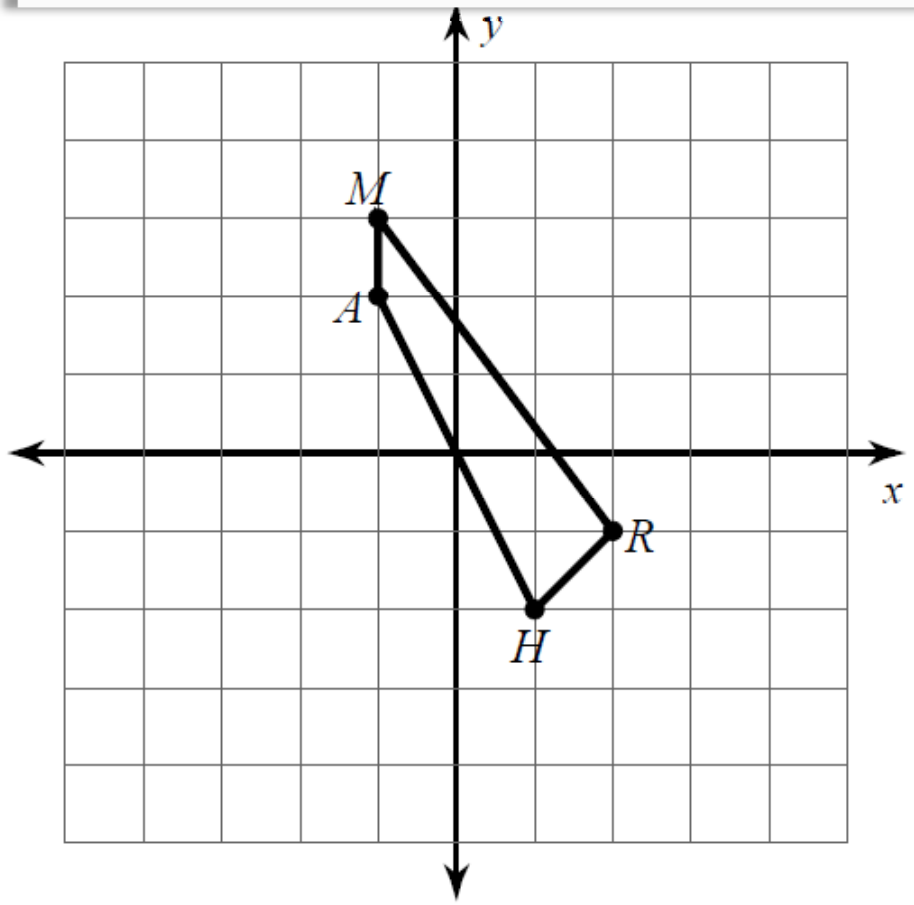

DILATION OF 1.5

ORIGINAL FIGURE	NEW FIGURE
M (,)	M' (,)
A (,)	A' (,)
H (,)	H' (,)
R (,)	R' (,)

Because the dilation is _____ than 1, our new image will be _____ than the original, in this case _____ the size of the original.

DILATIONS enlarge or reduce the size of a figure. We can manipulate ordered pairs based on the dilation given.
DILATIONS greater than 1 will make a figure larger, while dilations less than one will make a figure smaller.

NAME_____
PERIOD _____
12.19.13 Assignment

Independent Practice

Identify the points given on a coordinate plane.

1. Write ordered pairs for the each point shown.
2. Apply the factor of the dilation to the ordered pairs.
3. Identify and plot the new points, then sketch the figure.

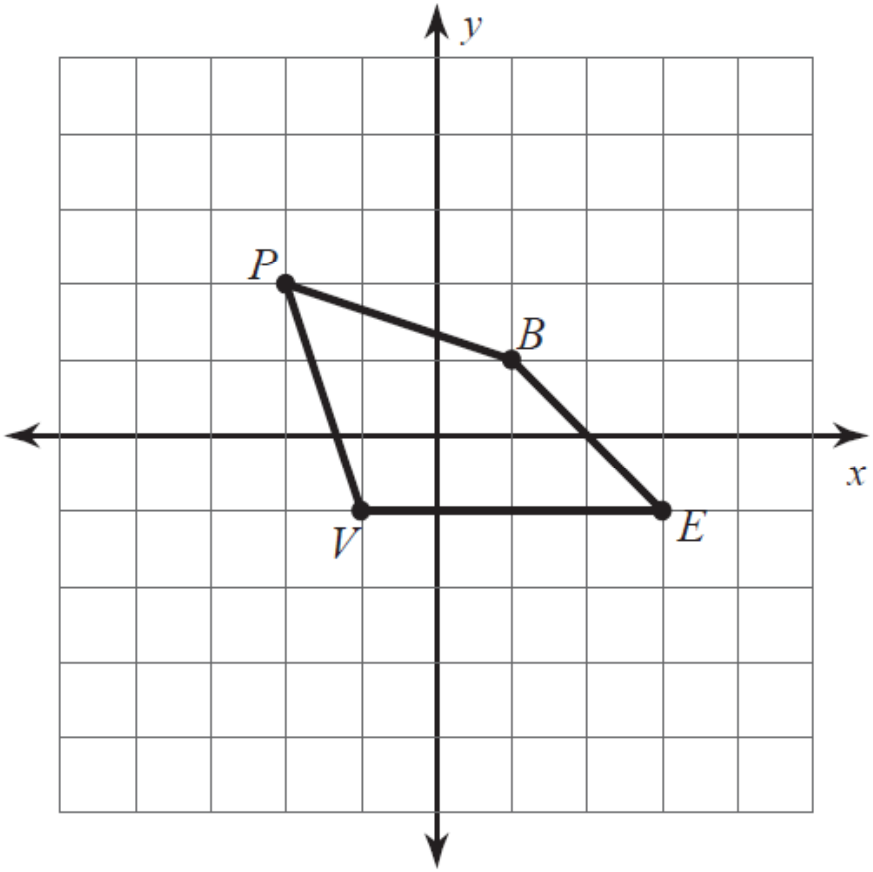

DILATION OF 1.5

ORIGINAL FIGURE		NEW FIGURE
P (,)	→	P’ (,)
B (,)	→	B’ (,)
E (,)	→	E’ (,)
V (,)	→	V’ (,)

Because the dilation is _____ than 1, our new image will be _____ than the original, in this case _____ the size of the original.

DILATIONS enlarge or reduce the size of a figure. We can manipulate ordered pairs based on the dilation given.
DILATIONS greater than 1 will make a figure larger, while dilations less than one will make a figure smaller.

NAME_____
PERIOD _____
12.19.13 Assignment

Independent Practice

Identify the points given on a coordinate plane.

1. Write ordered pairs for the each point shown.
2. Apply the factor of the dilation to the ordered pairs.
3. Identify and plot the new points, then sketch the figure.

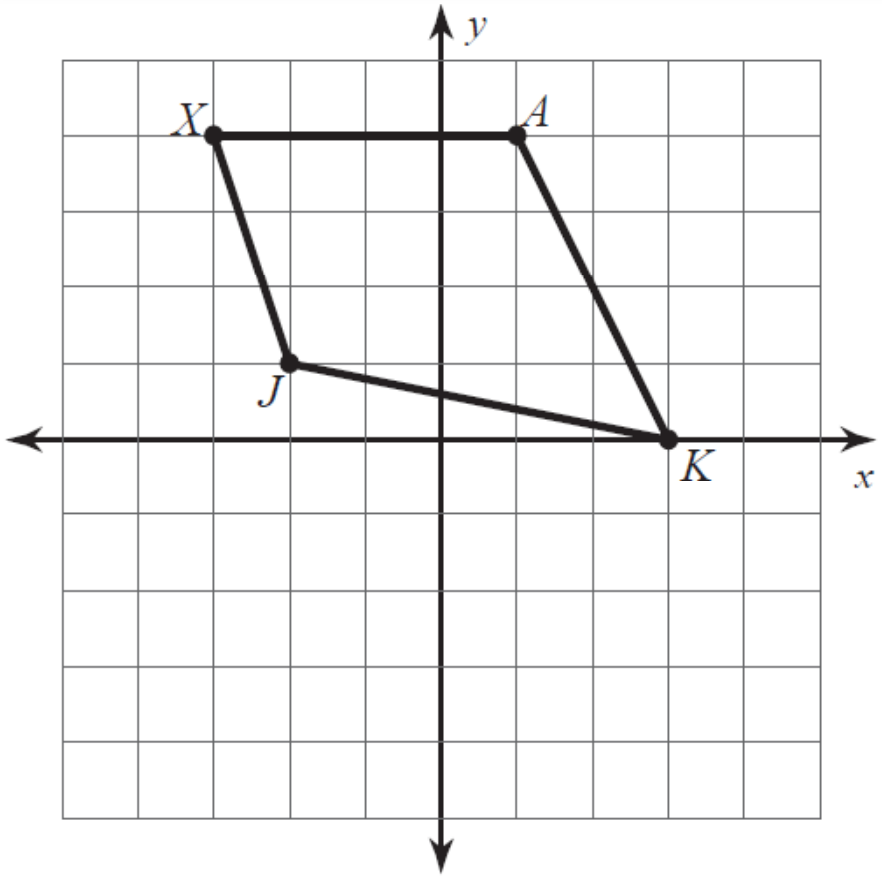

DILATION OF 0.25

ORIGINAL FIGURE	NEW FIGURE
X (,)	X' (,)
A (,)	A' (,)
K (,)	K' (,)
J (,)	J' (,)

Because the dilation is _____ than 1, our new image will be _____ than the original, in this case _____ the size of the original.

DILATIONS enlarge or reduce the size of a figure. We can manipulate ordered pairs based on the dilation given.
DILATIONS greater than 1 will make a figure larger, while dilations less than one will make a figure smaller.

NAME_____
PERIOD _____
12.19.13 Assignment

Independent Practice

Identify the points given on a coordinate plane.

1. Write ordered pairs for the each point shown.
2. Apply the factor of the dilation to the ordered pairs.
3. Identify and plot the new points, then sketch the figure.

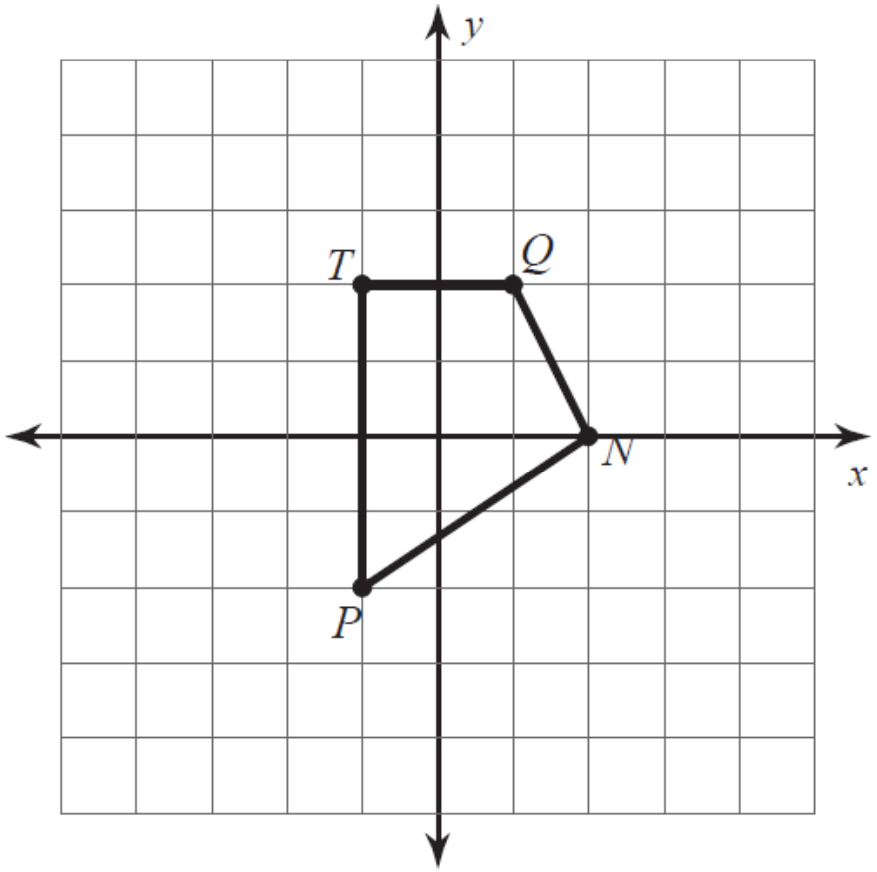

DILATION OF 2.5

ORIGINAL FIGURE		NEW FIGURE
T (,)	→	T’ (,)
Q (,)	→	Q’ (,)
N (,)	→	N’ (,)
P (,)	→	P’ (,)

Because the dilation is _____ than 1, our new image will be _____ than the original, in this case _____ the size of the original.

DILATIONS enlarge or reduce the size of a figure. We can manipulate ordered pairs based on the dilation given.
DILATIONS greater than 1 will make a figure larger, while dilations less than one will make a figure smaller.

NAME_____
PERIOD _____
12.19.13 Assignment

Independent Practice

Identify the points given on a coordinate plane.

1. Write ordered pairs for the each point shown.
2. Apply the factor of the dilation to the ordered pairs.
3. Identify and plot the new points, then sketch the figure.

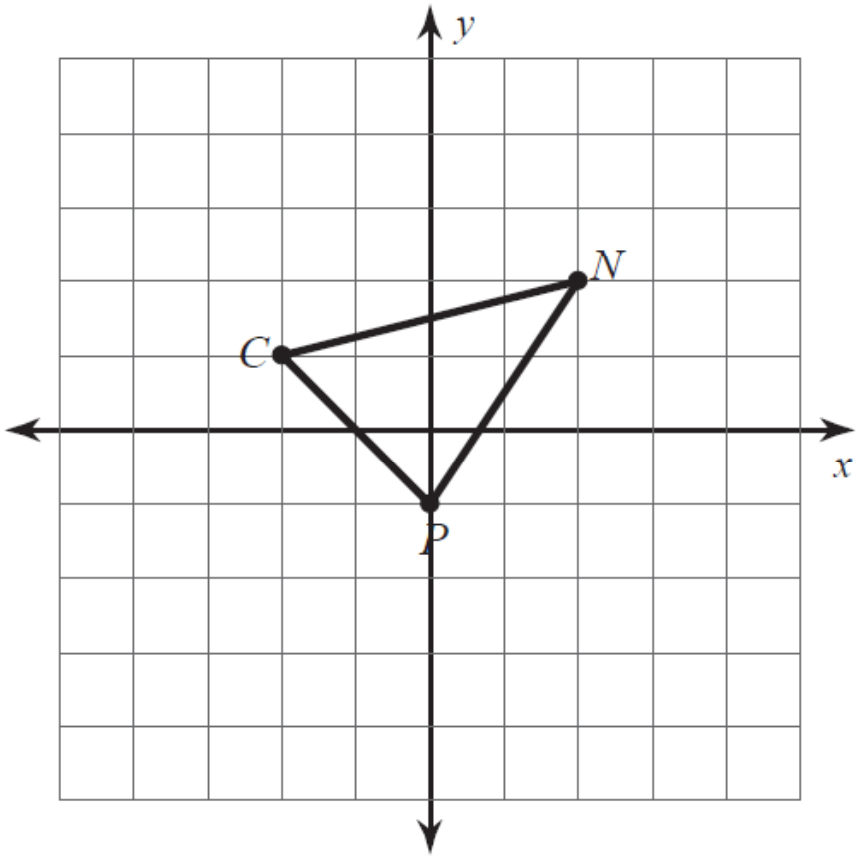

DILATION OF 2

ORIGINAL FIGURE		NEW FIGURE
N (,)	→	N’ (,)
C (,)	→	C’ (,)
P (,)	→	P’ (,)

Because the dilation is _____ than 1, our new image will be _____ than the original, in this case _____ the size of the original.

DILATIONS enlarge or reduce the size of a figure. We can manipulate ordered pairs based on the dilation given.
DILATIONS greater than 1 will make a figure larger, while dilations less than one will make a figure smaller.

NAME_____
PERIOD _____
12.19.13 Assignment

Independent Practice

Identify the points given on a coordinate plane.

1. Write ordered pairs for the each point shown.
2. Apply the factor of the dilation to the ordered pairs.
3. Identify and plot the new points, then sketch the figure.

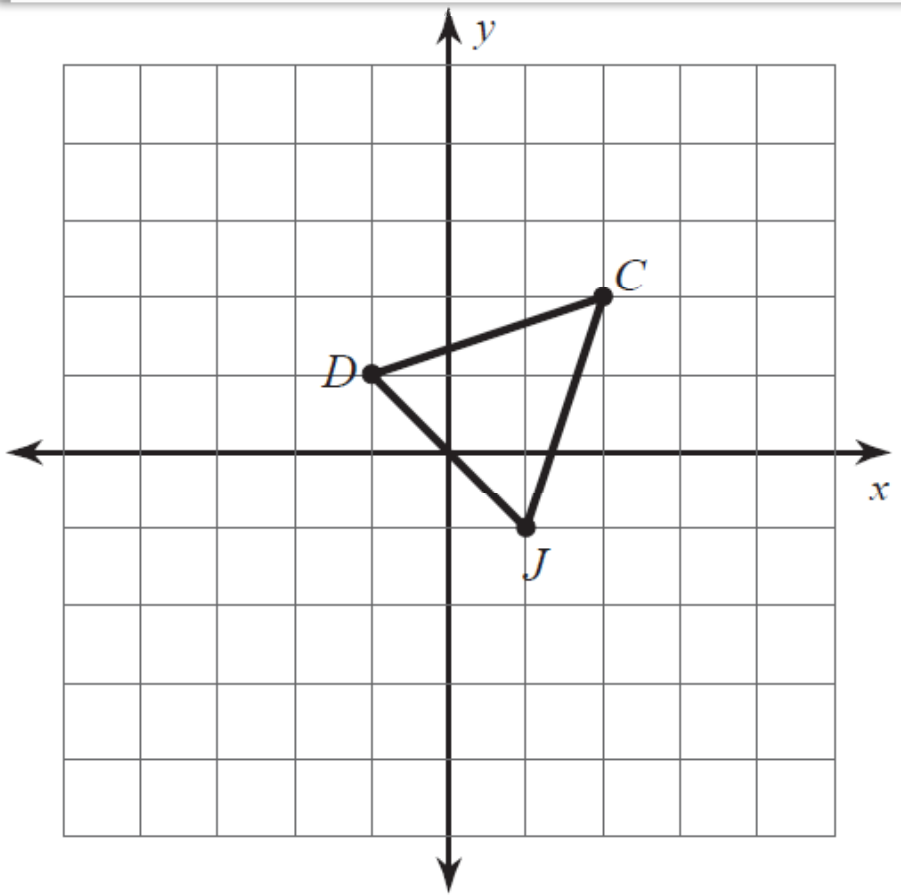

DILATION OF 2

ORIGINAL FIGURE		NEW FIGURE
C (,)	→	C' (,)
J (,)	→	J' (,)
D (,)	→	D' (,)

Because the dilation is _____ than 1, our new image will be _____ than the original, in this case _____ the size of the original.

DILATIONS enlarge or reduce the size of a figure. We can manipulate ordered pairs based on the dilation given.
DILATIONS greater than 1 will make a figure larger, while dilations less than one will make a figure smaller.

NAME_____
PERIOD _____
12.19.13 Assignment

Independent Practice

Identify the points given on a coordinate plane.

1. Write ordered pairs for the each point shown.
2. Apply the factor of the dilation to the ordered pairs.
3. Identify and plot the new points, then sketch the figure.

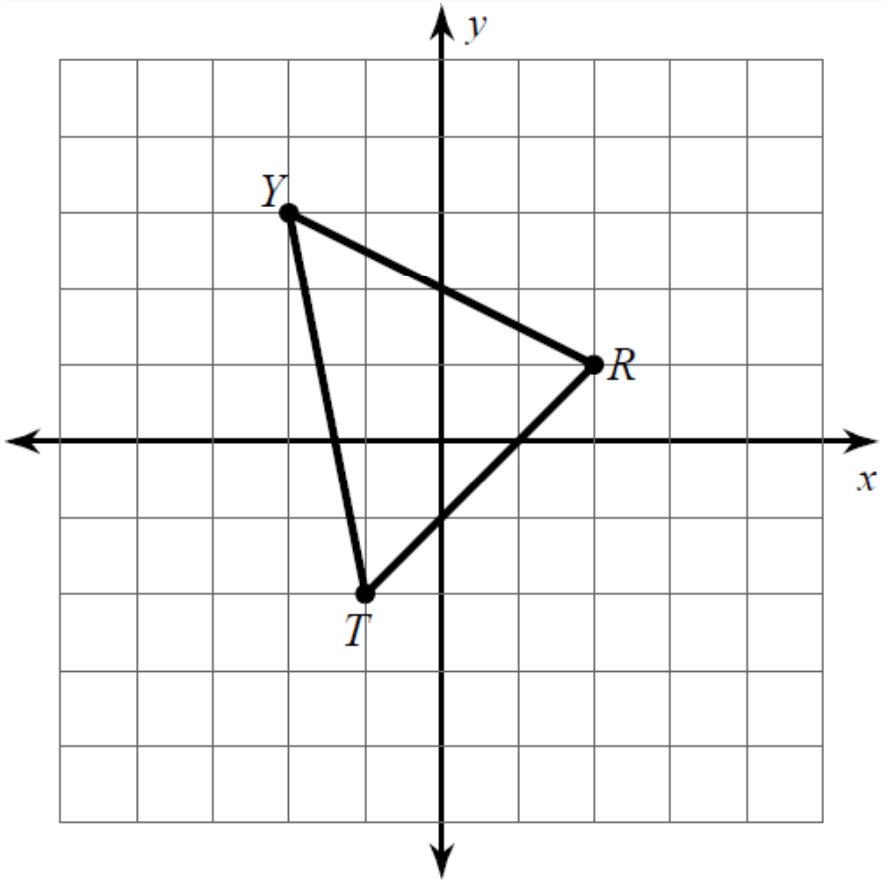

DILATION OF 1.5

ORIGINAL FIGURE	NEW FIGURE
Y (,)	Y' (,)
R (,)	R' (,)
T (,)	T' (,)

Because the dilation is _____ than 1, our new image will be _____ than the original, in this case _____ the size of the original.