Comparing Teams with a Box and Whisker Plot

OBJECTIVE: Students will construct two box-and-whisker plots per team. (4 Box & Whisker total).

1st set: Make a box and whisker plot based on players' heights (convert heights to inches first). One for each team.

2nd set: Make a box and whisker plot based on weights of players. One box & whisker plot per team.

2007–08 Nuggets Roster

2007-08 Roster

NUM	PLAYER	POS	HT	WT	DOB	FROM
15	Carmelo Anthony	F	6-8	230	05/29/1984	Syracuse
12	Chucky Atkins	G	5-11	185	08/14/1974	South Florida
23	Marcus Camby	C-F	6-11	235	03/22/1974	Massachusetts
25	Anthony Carter	G	6-2	195	06/16/1975	Hawaii
5	Yakhouba Diawara	F	6-7	225	08/29/1982	Pepperdine
	Steven Hunter	C-F	7-0	240	10/31/1981	DePaul
3	Allen Iverson	G	6-0	165	06/07/1975	Georgetown
	Alvin Jones	C	6-11	265	09/09/1978	Georgia Tech
	Bobby Jones	F	6-7	215	01/09/1984	Washington
43	Linas Kleiza	F	6-8	245	01/03/1985	Missouri
4	Kenyon Martin	F	6-9	240	12/30/1977	Cincinnati
	Jelani McCoy	F-C	6-10	245	12/06/1977	UCLA
21	Eduardo Najera	F	6-8	235	07/11/1976	Oklahoma
31	Nenê	F-C	6-11	268	09/13/1982	Brazil
	Anthony Roberson	G	6-2	180	02/14/1983	Florida
1	J.R. Smith	G	6-6	220	09/09/1985	St. Benedict's Prep (Newark, NJ)
22	Von Wafer	G	6-5	210	07/21/1985	Florida State

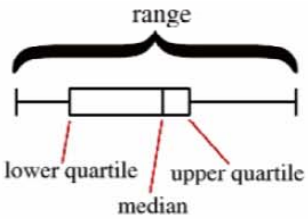

2007–08 Rockets Roster

2007-08 Roster

NUM	PLAYER	POS	HT	WT	DOB	FROM
12	Rafer Alston	G	6-2	175	07/24/1976	Fresno State
31	Shane Battier	F	6-8	220	09/09/1978	Duke
	Aaron Brooks	G	6-0	160	01/14/1985	Oregon
	Jackie Butler	C	6-10	260	03/10/1985	Coastal Christian Academy (VA)
3	Steve Francis	G	6-3	210	02/21/1977	Maryland
	Mike Harris	F	6-6	240	06/15/1983	Rice
44	Chuck Hayes	F	6-6	238	06/11/1983	Kentucky
2	Luther Head	G	6-3	185	11/26/1982	Illinois
7	Mike James	G	6-2	195	06/23/1975	Duquesne
	Carl Landry **	F	6-7	245	09/19/1983	Purdue
15	John Lucas III	G	5-11	165	11/21/1982	Oklahoma State
1	Tracy McGrady	F-G	6-8	223	05/24/1979	Mount Zion Christian Acad. HS (NC)
55	Dikembe Mutombo	C	7-2	260	06/25/1966	Georgetown
	Brad Newley **	G	6-6	195	02/18/1985	Australia
20	Steve Novak	F	6-10	220	06/13/1984	Marquette
9	Justin Reed	F	6-9	238	01/16/1982	Mississippi
	Luis Scola	F	6-9	230	04/30/1980	Argentina
13	Kirk Snyder	G	6-6	225	06/05/1983	Nevada-Reno
3	Bob Sura	G	6-5	200	03/25/1973	Florida State
25	Jake Tsakalidis (FA)	C	7-2	290	06/10/1979	Greece
6	Bonzi Wells	G-F	6-5	210	09/28/1976	Ball State
11	Yao Ming	C	7-6	310	09/12/1980	China

2007–08 Rockets Roster

PLAYER	HT	Height (in inches)	PLAYER
Rafer Alston	6-2		Rafer Alston
Shane Battier	6-8		Shane Battier
Aaron Brooks	6-0		Aaron Brooks
Jackie Butler	6-10		Jackie Butler
Steve Francis	6-3		Steve Francis
Mike Harris	6-6		Mike Harris
Chuck Hayes	6-6		Chuck Hayes
Luther Head	6-3		Luther Head
Mike James	6-2		Mike James
Carl Landry **	6-7		Carl Landry **
John Lucas III	5-11		John Lucas III
Tracy McGrady	6-8		Tracy McGrady
Dikembe Mutombo	7-2		Dikembe Mutombo
Brad Newley **	6-6		Brad Newley **
Steve Novak	6-10		Steve Novak
Justin Reed	6-9		Justin Reed
Luis Scola	6-9		Luis Scola
Kirk Snyder	6-6		Kirk Snyder
Bob Sura	6-5		Bob Sura
Jake Tsakalidis (FA)	7-2		Jake Tsakalidis (FA)
Bonzi Wells	6-5		Bonzi Wells
Yao Ming	7-6		Yao Ming

HINTS:

1. There are 12 inches in 1 foot.
2. Convert players heights into inches.
3. Order the 22 players heights from least to greatest.
4. You will do the same with their weights.
5. Find the median, Q1 and Q3, and the minimum and maximum values.

CLASS _____

NAME_____

Thursday, March 20, 2014

2007–08 Nuggets Roster

PLAYER	HT	Height (in inches)	PLAYER
Carmelo Anthony	6-8		Carmelo Anthony
Chucky Atkins	5-11		Chucky Atkins
Marcus Camby	6-11		Marcus Camby
Anthony Carter	6-2		Anthony Carter
Yakhouba Diawara	6-7		Yakhouba Diawara
Steven Hunter	7-0		Steven Hunter
Allen Iverson	6-0		Allen Iverson
Alvin Jones	6-11		Alvin Jones
Bobby Jones	6-7		Bobby Jones
Linas Kleiza	6-8		Linas Kleiza
Kenyon Martin	6-9		Kenyon Martin
Jelani McCoy	6-10		Jelani McCoy
Eduardo Najera	6-8		Eduardo Najera
Nenê	6-11		Nenê
Anthony Roberson	6-2		Anthony Roberson
J.R. Smith	6-6		J.R. Smith
Von Wafer	6-5		Von Wafer

HINTS:

1. There are 12 inches in 1 foot.
2. Convert players heights into inches.
3. Order the 17 players heights from least to greatest.
4. You will do the same with their weights.
5. Find the median, Q1 and Q3, and the minimum and maximum values.

HEIGHTS OF PLAYERS (ROCKETS):

(Arrange Numbers from Least to Greatest below on the line. You must show work, i.e. boxing /circling key numbers of set.)

Minimum: _____ Q1:_____ Q2 (Median):_____ Q3:_____ Maximum:_____

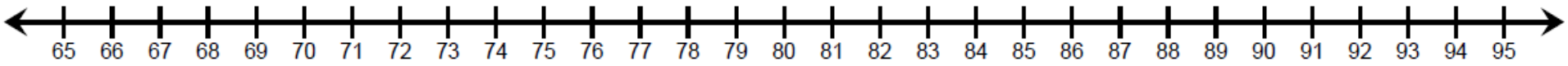

HEIGHTS OF PLAYERS (NUGGETS):

(Arrange Numbers from Least to Greatest below on the line. You must show work, i.e. boxing /circling key numbers of set.)

Minimum: _____ Q1:_____ Q2 (Median):_____ Q3:_____ Maximum:_____

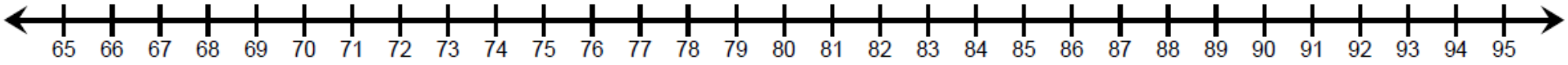

DUE Monday, March 24, 2014

WEIGHTS OF PLAYERS (ROCKETS):

(Arrange Numbers from Least to Greatest below on the line. You must show work, i.e. boxing /circling key numbers of set.)

Minimum: _____ Q1:_____ Q2 (Median):_____ Q3:_____ Maximum:_____

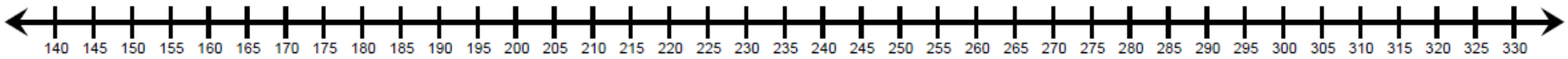

WEIGHTS OF PLAYERS (NUGGETS):

(Arrange Numbers from Least to Greatest below on the line. You must show work, i.e. boxing /circling key numbers of set.)

Minimum: _____ Q1:_____ Q2 (Median):_____ Q3:_____ Maximum:_____

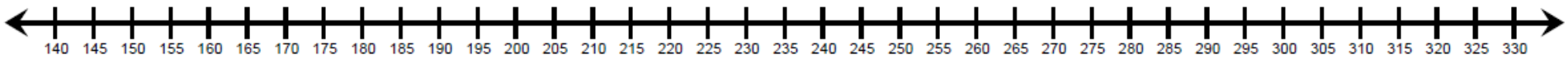

DUE Monday, March 24, 2014